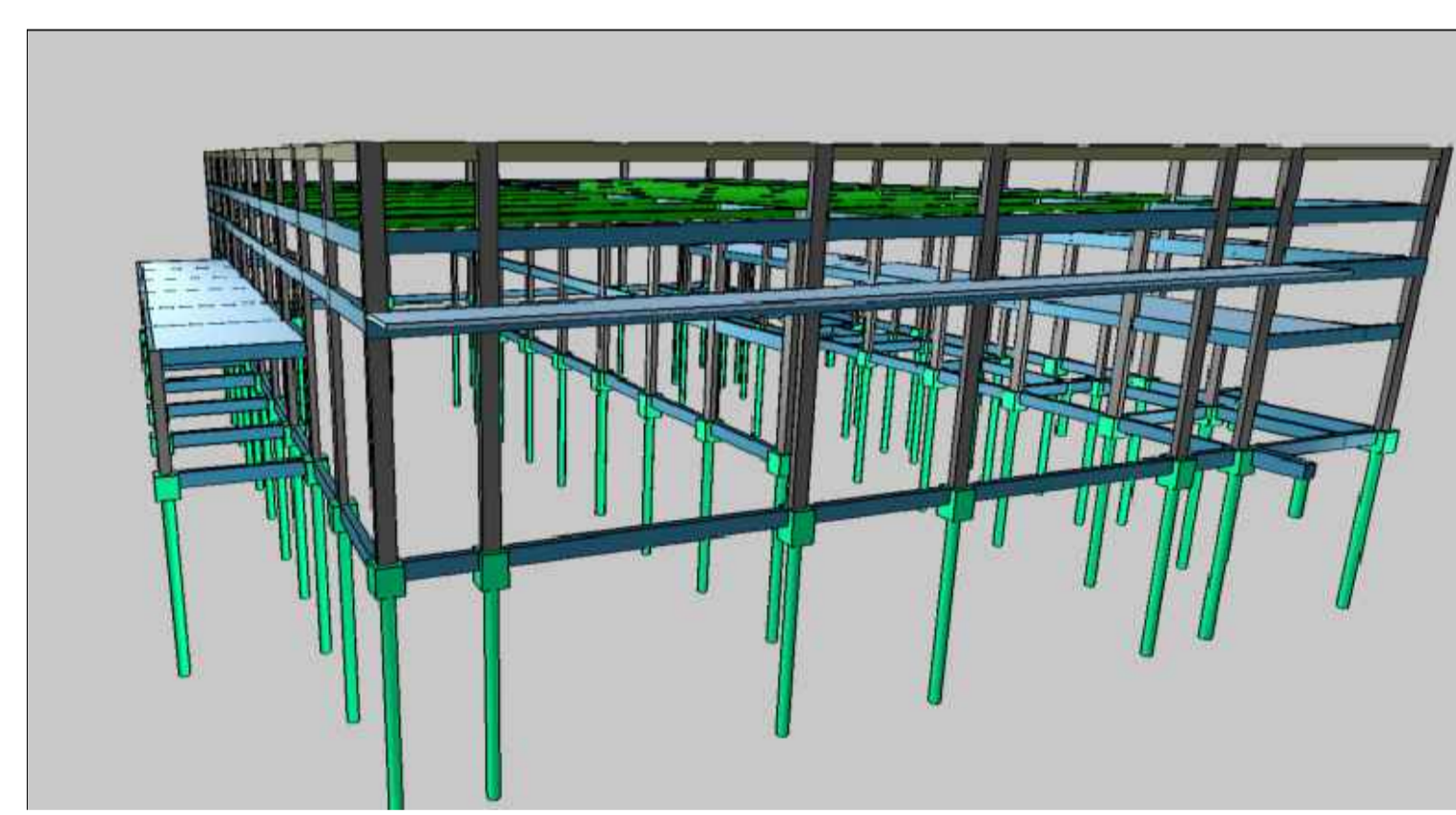
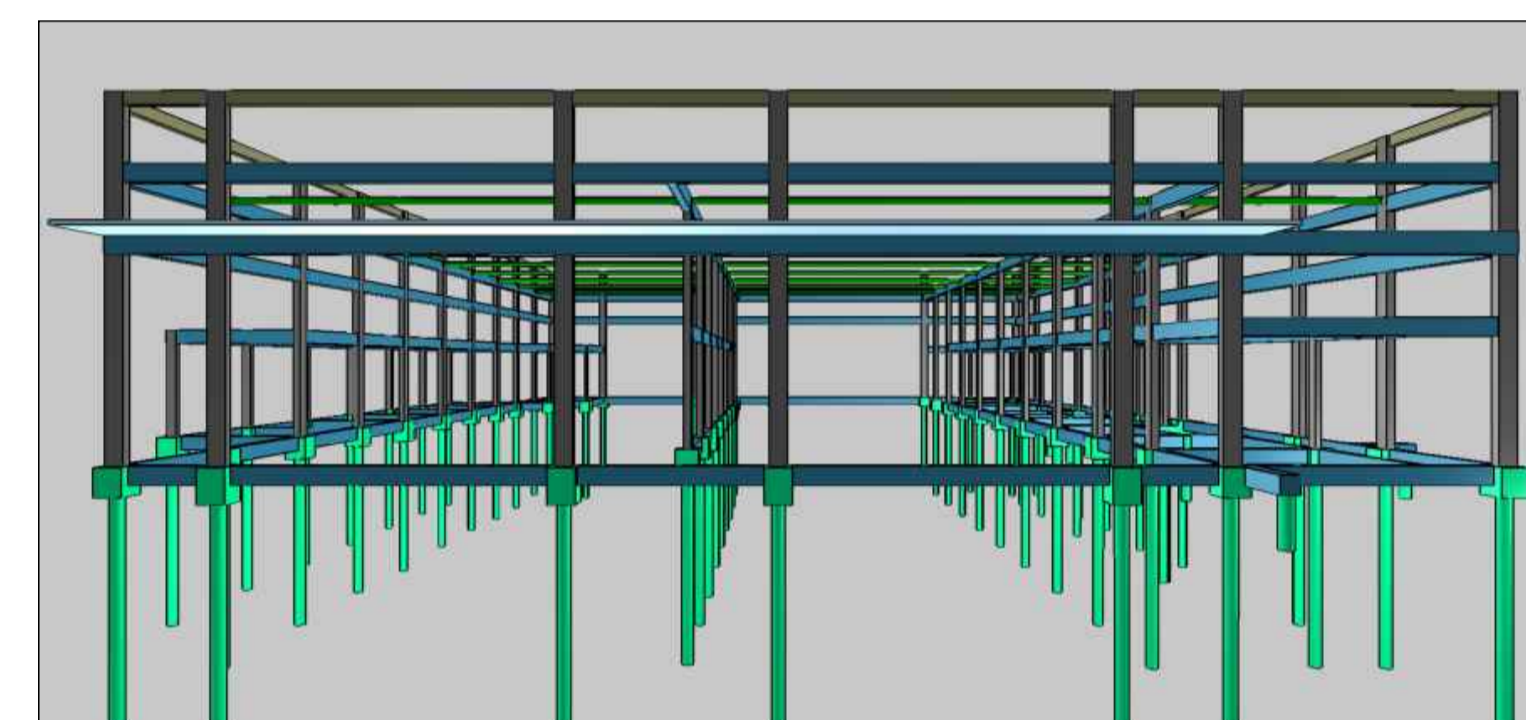
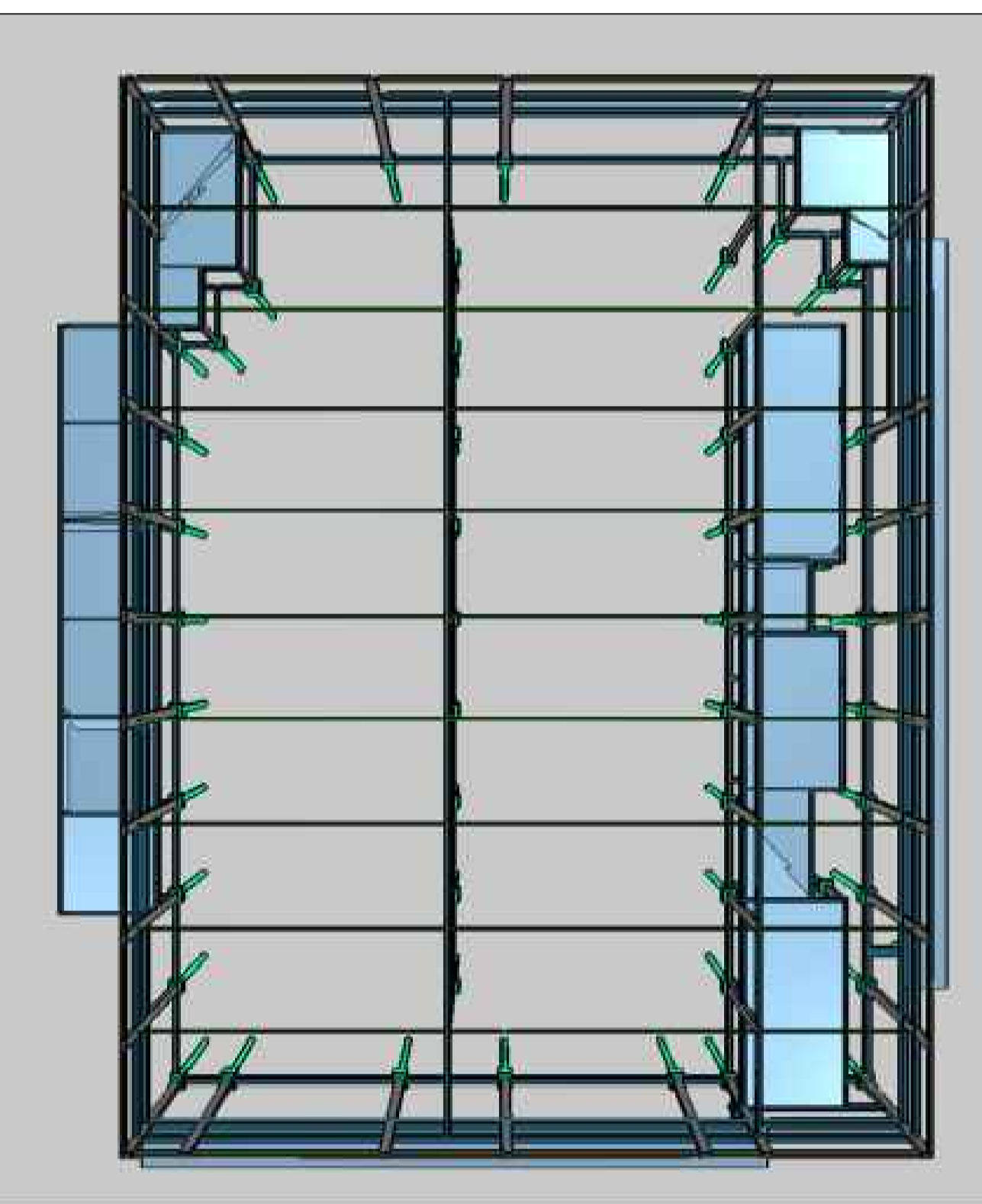


PLANTA DE LOCAÇÃO DAS ESTACAS

Escala 1:50



PILAS											COORDENADAS							
Nº	Nome	X	Y	Carregamento	Carregamento	Peso	Momento	Momento	Ref. Abscissa	Ref. Ordenada	Ref. Abscissa	Ref. Ordenada	Ref. Abscissa	Ref. Ordenada	Ref. Abscissa	Ref. Ordenada		
1	P1	12.00	193.47	1.00	1.00	1.00	1.00	1.00	12.00	193.47	12.00	193.47	12.00	193.47	12.00	193.47		
2	P2	346.50	193.47	1.00	1.00	1.00	1.00	1.00	346.50	193.47	346.50	193.47	346.50	193.47	346.50	193.47		
3	P3	931.00	193.47	1.00	1.00	1.00	1.00	1.00	931.00	193.47	931.00	193.47	931.00	193.47	931.00	193.47		
4	P4	1211.00	193.47	1.00	1.00	1.00	1.00	1.00	1211.00	193.47	1211.00	193.47	1211.00	193.47	1211.00	193.47		
5	P5	1441.00	193.47	1.00	1.00	1.00	1.00	1.00	1441.00	193.47	1441.00	193.47	1441.00	193.47	1441.00	193.47		
6	P6	2181.00	193.47	1.00	1.00	1.00	1.00	1.00	2181.00	193.47	2181.00	193.47	2181.00	193.47	2181.00	193.47		
7	P7	2411.00	193.47	1.00	1.00	1.00	1.00	1.00	2411.00	193.47	2411.00	193.47	2411.00	193.47	2411.00	193.47		
8	P8	2636.58	193.47	1.00	1.00	1.00	1.00	1.00	2636.58	193.47	2636.58	193.47	2636.58	193.47	2636.58	193.47		
9	P9	2819.25	193.47	1.00	1.00	1.00	1.00	1.00	2819.25	193.47	2819.25	193.47	2819.25	193.47	2819.25	193.47		
10	P10	3001.00	193.47	1.00	1.00	1.00	1.00	1.00	3001.00	193.47	3001.00	193.47	3001.00	193.47	3001.00	193.47		
11	P11	3166.00	193.47	1.00	1.00	1.00	1.00	1.00	3166.00	193.47	3166.00	193.47	3166.00	193.47	3166.00	193.47		
12	P12																	
13	P13																	

Coordenadas	Nome
12.00	P1
346.50	P2
931.00	P3
1211.00	P4
1441.00	P5
2181.00	P6
2411.00	P7
2636.58	P8
2819.25	P9
3001.00	P10
3166.00	P11

Coordenadas	Nome
12.00	P1
346.50	P2
931.00	P3
1211.00	P4
1441.00	P5
2181.00	P6
2411.00	P7
2636.58	P8
2819.25	P9
3001.00	P10
3166.00	P11

Nome	Nº	Carregamento	Carregamento	Peso	Momento	Momento	Ref. Abscissa	Ref. Ordenada	Ref. Abscissa	Ref. Ordenada	Ref. Abscissa	Ref. Ordenada	Ref. Abscissa	Ref. Ordenada	Ref. Abscissa	Ref. Ordenada
P1	1	1.00	1.00	1.00	1.00	1.00	12.00	193.47	12.00	193.47	12.00	193.47	12.00	193.47	12.00	193.47
P2	2	1.00	1.00	1.00	1.00	1.00	346.50	193.47	346.50	193.47	346.50	193.47	346.50	193.47	346.50	193.47
P3	3	1.00	1.00	1.00	1.00	1.00	931.00	193.47	931.00	193.47	931.00	193.47	931.00	193.47	931.00	193.47
P4	4	1.00	1.00	1.00	1.00	1.00	1211.00	193.47	1211.00	193.47	1211.00	193.47	1211.00	193.47	1211.00	193.47
P5	5	1.00	1.00	1.00	1.00	1.00	1441.00	193.47	1441.00	193.47	1441.00	193.47	1441.00	193.47	1441.00	193.47
P6	6	1.00	1.00	1.00	1.00	1.00	2181.00	193.47	2181.00	193.47	2181.00	193.47	2181.00	193.47	2181.00	193.47
P7	7	1.00	1.00	1.00	1.00	1.00	2411.00	193.47	2411.00	193.47	2411.00	193.47	2411.00	193.47	2411.00	193.47
P8	8	1.00	1.00	1.00	1.00	1.00	2636.58	193.47	2636.58	193.47	2636.58	193.47	2636.58	193.47	2636.58	193.47
P9	9	1.00	1.00	1.00	1.00	1.00	2819.25	193.47	2819.25	193.47	2819.25	193.47	2819.25	193.47	2819.25	193.47
P10	10	1.00	1.00	1.00	1.00	1.00	3001.00	193.47	3001.00	193.47	3001.00	193.47	3001.00	193.47	3001.00	193.47
P11	11	1.00	1.00	1.00	1.00	1.00	3166.00	193.47	3166.00	193.47	3166.00	193.47	3166.00	193.47	3166.00	193.47

Notas:  
As estacas deverão ser dimensionadas para suportar as cargas máximas definidas em projeto.

PREFEITURA MUNICIPAL DE ENGENHEIRO COELHO  
SECRETARIA MUNICIPAL DE PLANEJAMENTO, OBRAS E MEIO AMBIENTE  
Administração 2021-2024

Projeto de Estruturas

LOCAÇÃO DE ESTACAS E QUADRO DE CARGAS

Endereço: Rua Minas Gerais, nº200, Jardim Brasil, Eng. Coelho - SP

RESPONSÁVEL DO PROJETO  
**Eng. Ricardo Chingaglia**  
ENGENHEIRO CIVIL  
CREA/SP-5696626-8

RESPONSÁVEL DO PROJETO  
**Bruno Hansen**  
ENGENHEIRO CIVIL  
CREA/SP-50711989-3

Projeto/Desenho	Escala	Tamanho	Data	Nº Folha
Ricardo Chingaglia	Indicada	A1	30/10/2023	01 / 14